



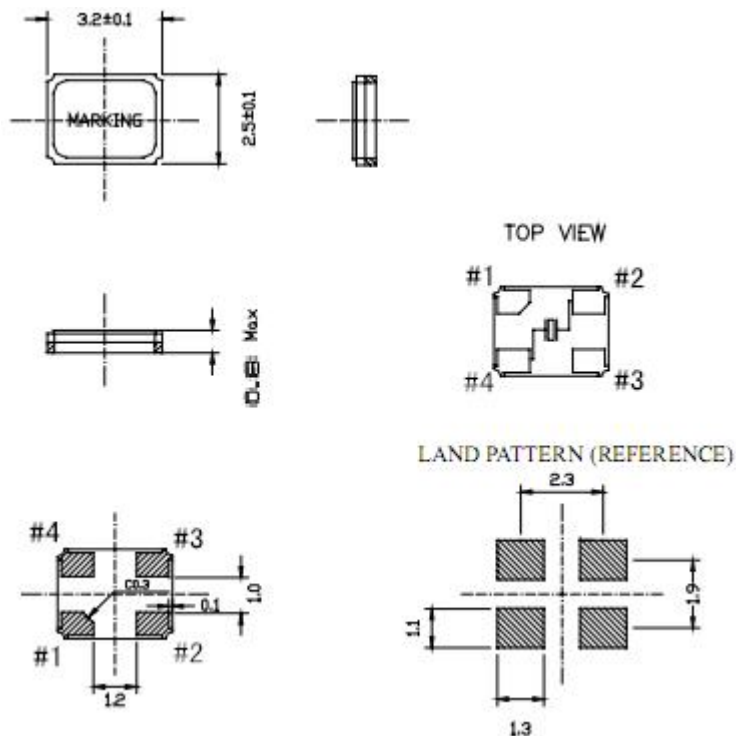
---

## Victorlands Technical Specification

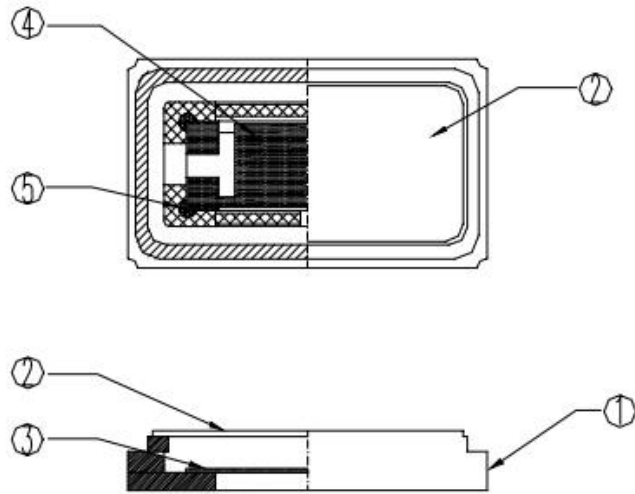
<b>Product name</b>	<b>Quartz crystal unit</b>
<b>Model</b>	<b>3225/30.000MHz</b>
<b>Product code</b>	<b>K3A30000S0H4B2</b>
<b>Product parameters</b>	<b>20PF/±10PPM</b>
<b>Product reliability</b>	<b>P. 2-5</b>
<b>Packing form</b>	<b>P. 6</b>



- |  |   |
|--|---|
| 1. Frequency:                                  | 30.000 MHZ  |
| 2. Holder Type:                                | SMD3.2*2.5  |
| 3. Frequency Tolerance:                        | $\pm 10$ ppm at $25^{\circ}\text{C} \pm 3^{\circ}\text{C}$  |
| 4. Equivalent Series Resistance:               | 40 $\Omega$ Max   |
| 5. Storage Temperature Range:                  | $-40^{\circ}\text{C} \sim +85^{\circ}\text{C}$              |
| 6. Operating Temperature Range:                | $-40^{\circ}\text{C} \sim +85^{\circ}\text{C}$              |
| 7. Frequency Characteristics Over Temperature: | $\pm 20$ ppm $-40^{\circ}\text{C} \sim +85^{\circ}\text{C}$ |
| 8. Load Capacitance (CL):                      | 20 PF   |
| 9. Drive Level:                                | 100 $\mu$ W   |
| 10. Shunt Capacitance:                         | 5PF MAX   |
| 11. Insulation Resistance:                     | $\geq 500$ M $\Omega$ Min at 100 V                          |
| 12. Mode Of Oscillation:                       | Fundamental   |
| 13. Aging:                                     | $\pm 3$ ppm/Year  |
| Marking description:                           | KYX30.000   |
| 14. Dimensions(mm):                            |   |



## 16. Structure Illustration



PART NAME		MATERIAL	PART NAME		MATERIAL
1.	BASE	CERAMIC	4.	ELECTRODE	Metal
2.	LID	Co	5.	ADHESMES	SILVER GLUE
3.	BLANK	QUARTZ			



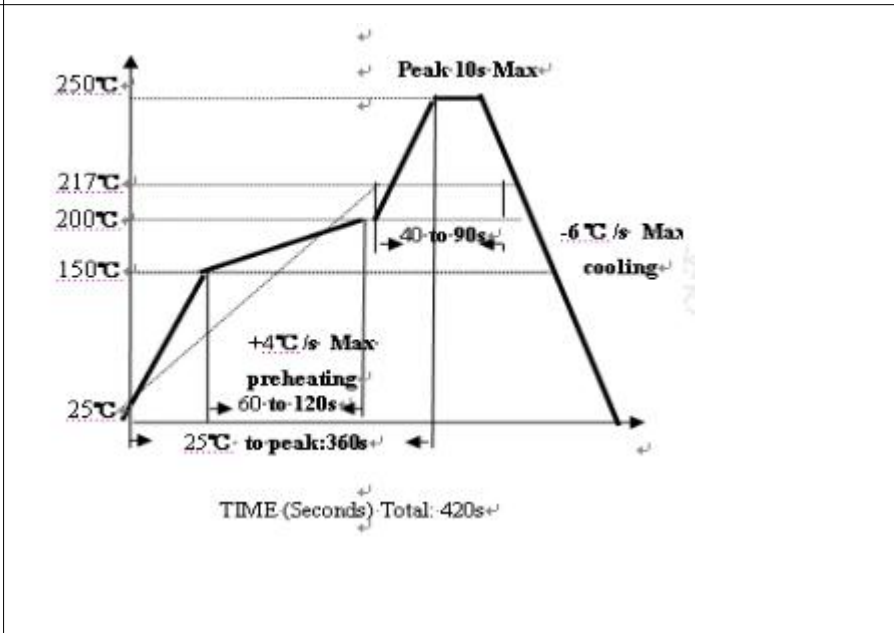
## Reliability Testing

Project	Test conditions and requirements	Request
Vibration	Endurance condition by a frequency sweep shall be made. The entire frequency range from 10HZ to 50HZ and return to 10HZ, shall be transverseb in lmin. Amplitude(total excursion):1.5mm this motion shall be applied for a period of 2h each of 3 mutually perpendicular axes(a total of 6h)	(1). FL: +/-10ppm (2). Rr: +/-10 Ω
Drop	Form 70cm height 3 times on 3cm hard wooden floor	
Shock	Peak acceleration:981m/s <sup>2</sup> duration of the pulse :6ms three successive shocks shall be applied in both direction of 3 mutually perpendicular axes(a total of 18 shocks)	(1). FL: +/-10ppm (2). Rr: +/-10 Ω
Damp heat, constant	The unit shall be stored at a temperature of 40°C ±2°C with relative humidity of 90%to95% for 48h, then it shall be subjected to standard atmospheric conditions for 1~2h after which measurement shall be made.	
Cold	The unit shall be stored at a temperature of -40°C ±5°C for 48h, then it shall be subjected to standard atmospheric conditions for 1~2h after which measurement shall be made.	
Dry heat	The unit shall be stored at a temperature of 100°C ±5°C for 24h, then it shall be subjected to standard atmospheric conditions for 1~2h after which measurement shall be made.	
Aging	The unit shall be stored at a temperature of 85°C ±5°C for 7d then it shall be subjected to standard atmospheric conditions for 1~2h after which measurement shall be made.	
Temperature cycling	The unit shall be subjected to 5 successive change of temperature cycles, each as show in table below, then it shall be subjected to standard atmospheric conditions for 1~2h after which measurement shall be made	



	Temperature	Duration
1	-40°C ± 3°C	30min
2	Standard atmospheric conditions	Within 30s
3	100°C ± 3°C	30min
4	Standard atmospheric conditions	Within 30s

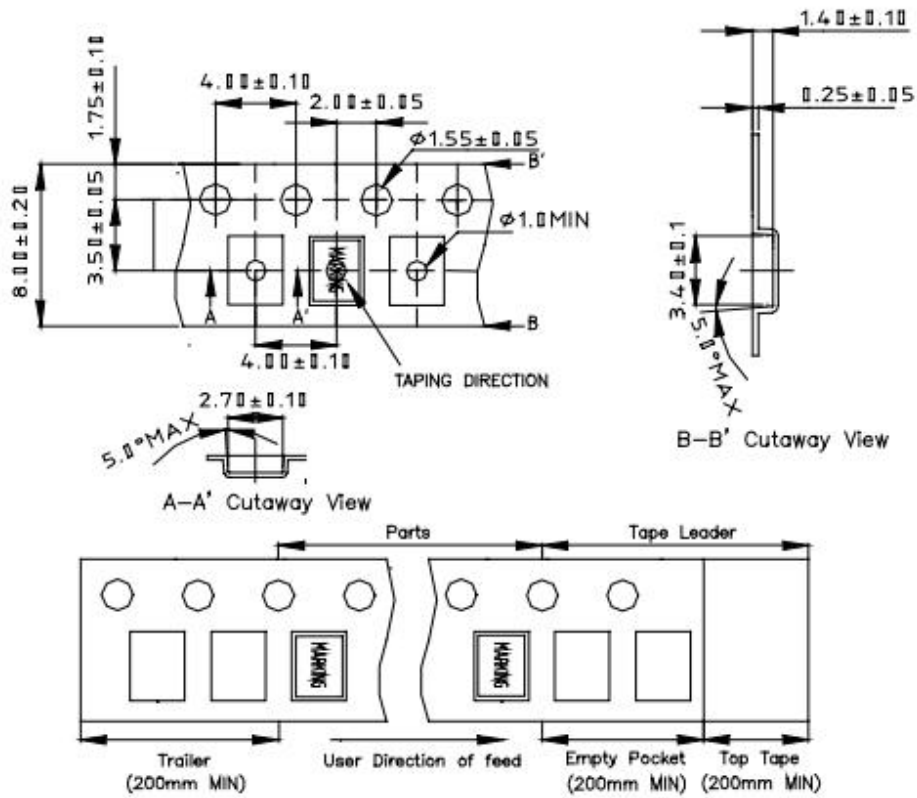
Resistance to soldering heat





## PACKING

### 1. CARRIER TYPE



### 2. REEL : 3000 PCS

